

2021

2021 3 25



IN
S
S

" " " "

1

2

3

4

年份	2017	2018	2019	2020	2021	2022	2023	2024
世界产出	3.8	2.5	2.5	0.8	0.9	1.9	4.2	1.6
美国	5.8	4.0	2.6	-1.2	0.4	5.8	3.5	2.0
欧元区	0.5	0.2	1.9	0.8	0.4	0.5	4.8	3.2
日本	1.0	0.3	0.3	-0.4	0.0	0.0	0.0	0.0
英国	1.0	0.3	0.3	-0.4	0.0	0.0	0.0	0.0
其他发达国家	1.0	0.3	0.3	-0.4	0.0	0.0	0.0	0.0
新兴市场和发展中经济体	4.5	2.8	2.1	-0.1	0.1	4.2	2.1	1.8
俄罗斯	4.5	2.8	2.1	-0.1	0.1	4.2	2.1	1.8

IMF 2021

5.9%

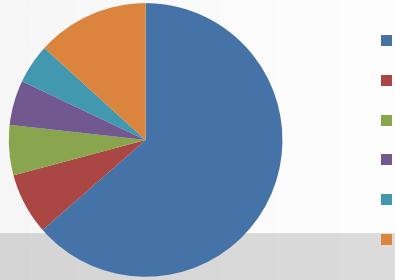
2021

114.37

8.1%

2021

4.0%



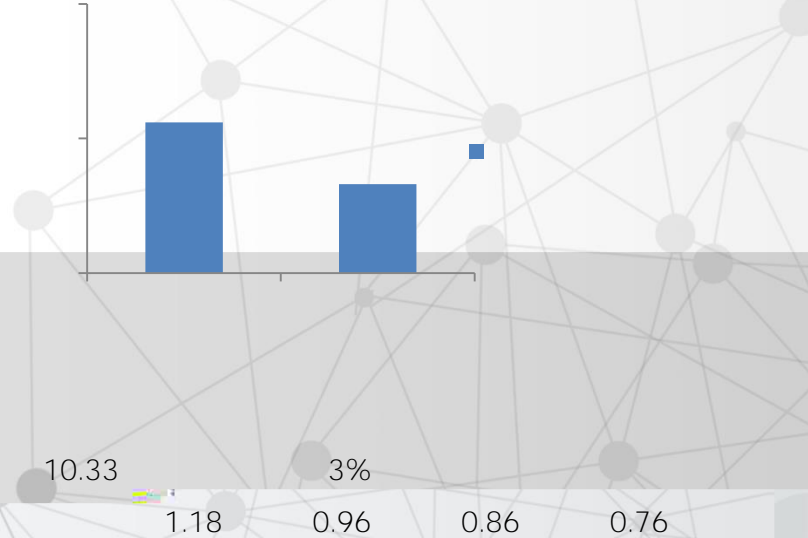
Worldsteel

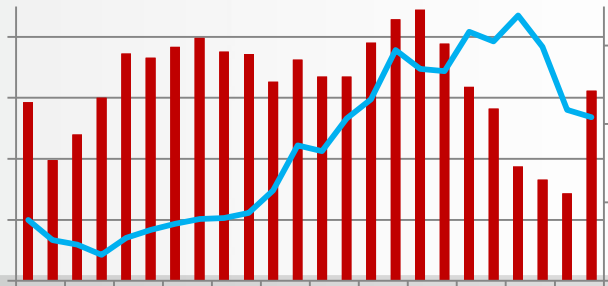


- 2021 19.51 3.7%
- 53.0% 4.7
- 17.8% 14.9% 18.3% 6.1%



- 5.63 11.80%
- 7 6 10.33
- 3200 3.0%
- 5





Wind



mysteel

2021

8,608.74

214.86

CSPI

142.03

34.54%

62%

160.54

49.06%

2,507.17

3,059.16

80.75%

50.08%

3143.01

29.69%

1

2

3

4



ZF



KOCKS

Saudi Aramco


11

NSK

IATF 16949

ISO/TS 22163

HAF003



50

36

755

13.05%

其他业务



70.93% 16.02%

单位:元 币种:人民币

主营业务分行业情况

分行业	营业收入	营业成本	毛利率 (%)	营业收入比上年增减 (%)	营业成本比上年增减 (%)	毛利率比上年增减 (%)
钢材制造与销售	53,570,538,667.36	45,535,390,826.21	15.00	36.38	33.94	增加 1.55 个百分点
贸易	12,103,154,552.44	11,763,697,603.89	2.80	57.57	57.33	增加 0.15 个百分点

主营业务分产品情况

上年	本年	比上年增减 (%)	毛利率 (%)	营业收入比上年增减 (%)	营业成本比上年增减 (%)	毛利率比上年增减 (%)
39.01	36.83	增加 1.34 个百分点	专用钢管	28,520,073,884.25	24,047,682,264.34	15.68
26.81	23.89	增加 2.01 个百分点	特种长材	15,587,853,541.11	13,283,478,855.18	14.78
46.20	43.93	增加 1.36 个百分点	建筑线材	9,462,611,242.00	8,204,229,706.69	13.30

2021

1,060

575

25

2020

1,040.32

98.14%

756.74

131.61%

24.24

96.96%

M



"

M

2021

1,040.32



4.69

4.53



~6ù \$`H 1UP

" 2+3+5+N"

2021

29

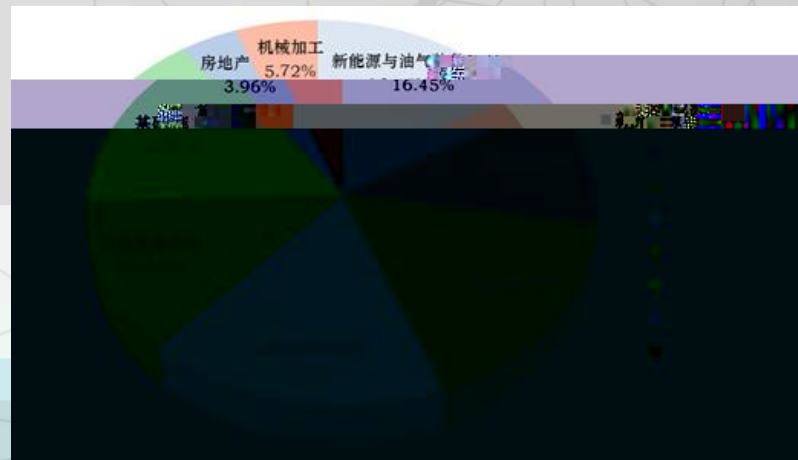
12



- --- / / / /
- --- /
- / / --- / /
- --- / / / / /
- / / --- /



/LNG

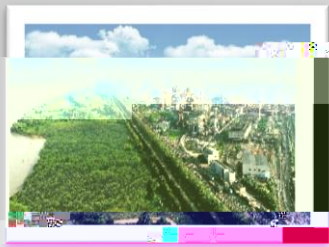
	2021	
	171.16	16.5%
	115.48	11.1%
	171.80	16.5%
	184.81	17.8%
	131.40	12.6%
	165.08	15.9%
	41.16	4.0%
	59.49	5.7%
	1,040.4	100.0%



		/					
	420MPa	GE		100mm	12.9		10.9
	6						100
	9%Ni	9		60mm	7%Ni	5.5%Ni	
	X80HD	X65MS	X80M	CO ₂			
	12MnNiVR	X60MS					
G105			120				
	24000TEU		100mm	180mm	50mm	150kJ/cm	
	A420-F690						

NS
S
S





17.15%

20

23.49%

2.09%

5

7

1,135

72.5




18

260

390




2022 4



金祥新能源预计投产

金瑞新能源预计投产



新能源
焦炭项目

6月

公告金祥
390万吨

11月

公告金瑞新能源


金瑞新能源



6

45

0 1



17

" 2021

" " 2021

" " 2021

"

" 2021

"

1

2

3

4



2022

5.5%



2025

80%

2030

"

"



2025

80%

55%

30




" "



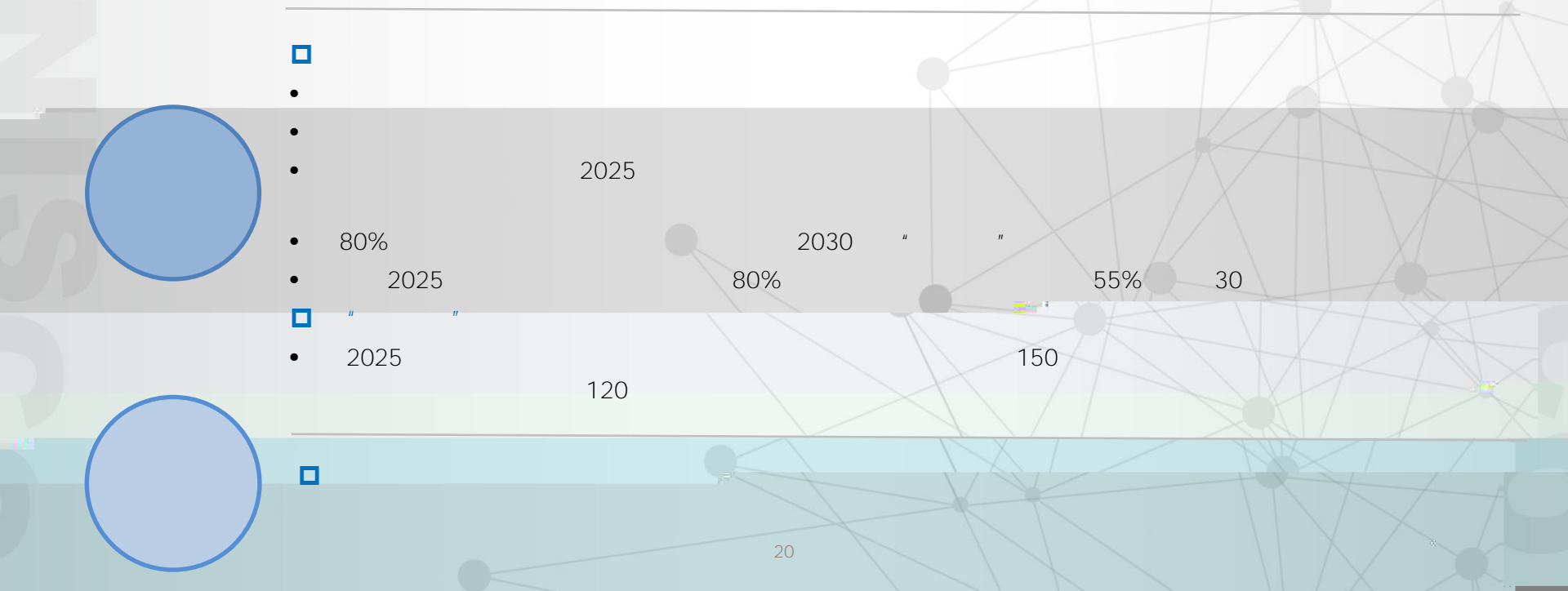
2025

120

150



20





"

×

"



CVC Corporate
Venture Capital



2022



1,068



780



44.13


44.13

33.84

-
-
-
-

EVI E2E C2M

1+N



1

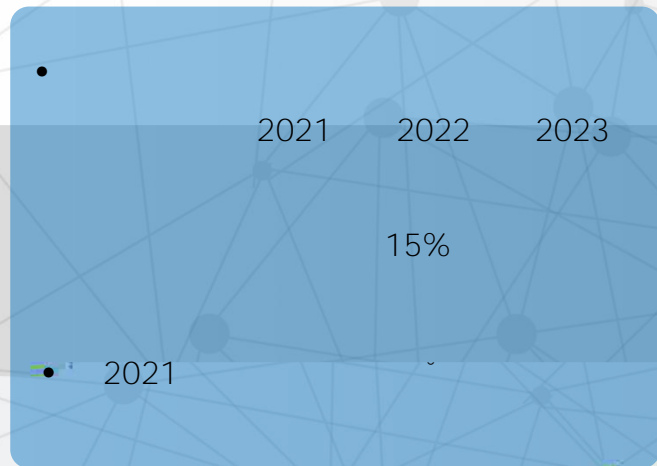
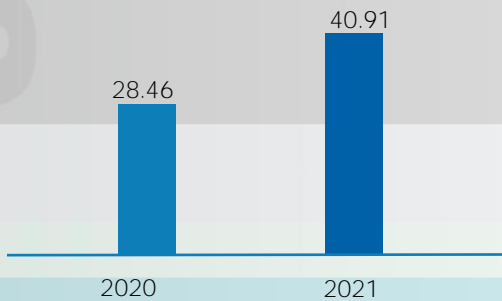
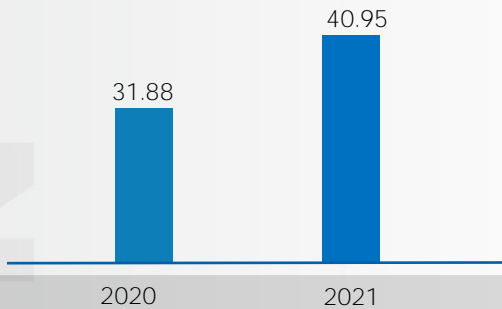
2

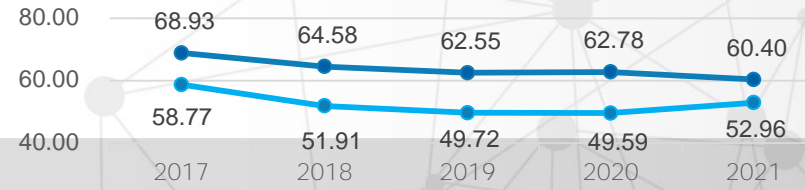
3

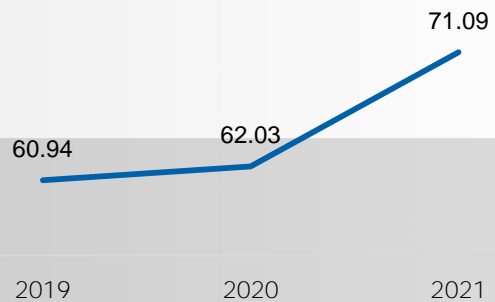
4

IN
S
S









- EBITDA

